






THE ASSEMBLY INSTRUCTION

Before you begin, please follow below assembly instruction step by step.

Model: **8206**

Accessories

NO.	A	B	C	D	E
Shape					
Nnumber	8x	32x	8x	8x	1x

